

SMART SOLUTIONS FOR THE LABELING INDUSTRY

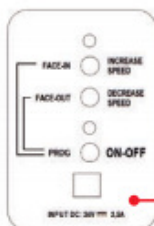
UNWINDER & REWINDER FOR EPSON C6000P / C6500P LABEL PRINTERS



Epson C6500P printer - LABEL UNWINDER (UW6500P) - LABEL REWINDER (RW6500P)
(Not included)


The Roll to Roll system specifically designed for Epson C6000P/C6500P color label printer can handle rolls up to 8.66" (220mm) media wide and having an outside diameter up to 10" (250mm). Both Unwinder and Rewinder are equipped with a fixed 3" core holder.

An external power supply 100/240VAC - 2.5A $\overline{\text{---}}$ at 24V allows an electronic circuit to provide, through the tension arm, the automatic adjustment of the rotation direction and speed.



Through two buttons on the control panel it is possible to increase or decrease the rotation speed of the units. The control panel allows to set also the label rewinding face-in or face-out option (just on rewinder units)

For the heavy label rolls, our label unwinder and label rewinder have a "L" support, included. Easy to add or remove with a knob, it gives much more stability to the core holder.



LABEL UNWINDER

Used to increase the input roll capacity, it unwinds automatically the rolls having face-out labels only.

LABEL REWINDER

Selecting onboard the operation mode, this device can be used as "label rewinder" to rewind face-in or face-out the printed labels otherwise as "backing paper rewinder" to rewind the waste liner.

LABEL UNWINDER	
UW6000P	Roll diameter up to 10" (250mm) Media width up to 5" (127mm) 3" fixed core holder (<i>for 6000P printer</i>)
UW6500P	Roll diameter up to 10" (250mm) Media width up to 8.66" (220mm) 3" fixed core holder (<i>for 6500P printer</i>)

LABEL or BACKING PAPER REWINDER	
RW6000P	Roll diameter up to 10" (250mm) Media width up to 5" (127mm) 3" fixed core holder (<i>for 6000P printer</i>)
RW6500P	Roll diameter up to 10" (250mm) Media width up to 8.66" (220mm) 3" fixed core holder (<i>for 6500P printer</i>)


PRINTER PLATE

In order to guarantee a perfectly aligned media path, a specific baseplate which easily accommodates the Epson C6000P / C6500P is recommended to have a complete Roll to Roll printing station.

PRINTER PLATE	
JPL-6000P	Printer plate for EPSON 6000P
JPL-6500P	Printer plate for EPSON 6500P



The printed media or liner will pass underneath the printer.



USING THE SAME UNITS, MULTIPLE CONFIGURATIONS ARE AVAILABLE!

SELECT THE BEST OPTION TO FIT YOUR NEEDS.

1. High Capacity Roll to Roll

Using the external unwinder and rewinder will increase the production volume.

2. External Label Unwinder


It allows to load bigger input media roll.

3a. External Label Rewinder

It rewinds printed labels face-in or face-out.

3b. External Backing Paper Rewinder

When the printer is set on "peel-and-present" mode it rewinds the backing paper.



Dimensions:

L (config. 1) = 42.12" (107cm)

L (config. 2) = 35.82" (91cm)

L (config. 3) = 30.70" (78cm)

W (config. 1, 2, 3) = 17.71" (45cm)

H (config. 1, 2, 3) = 15.74" (40cm)